


How to download eBooks using MyMediaMall®




amazon kindle



Finding and Checking Out Titles

1. Using a computer, go to www.mymediamall.net.
2. In the top right corner click **Sign In**.
 - Choose Gail Borden Public Library District.
 - Enter your library card number.
3. Find a title to check out.
4. If the title is currently checked out, **Place a Hold** to be notified via email when your item is ready for checkout.
5. If the title is available, click **Add to Cart**, then **Proceed to Checkout** and **Confirm Checkout**.




Downloading an eBook

1. Click **Get for Kindle**.
2. When the Amazon website opens, click **Get Library Book**.
3. **Sign in** to your Amazon account.
4. Select the device to which you would like to send the eBook and click **Continue**.
5. The next time you turn on your Kindle and enable WiFi your eBook will be delivered.



If you don't have access to WiFi or are using a first generation Kindle or Kindle DX, download the eBook and transfer it to your Kindle via USB cord.



270 North Grove Avenue
Elgin, Illinois 60120
847-742-2411
www.gailborden.info